



My Visit to the Mobile Dental Van

Standard Story



The Bee Healthy Dental van is visiting my school.
I have been called in for my appointment.
I will walk from my class with a buddy to the van.



When I get to the van I will walk up the steps.



The therapist will greet me.
They might be wearing a colourful gown, mask, a visor and gloves.
They are very friendly and happy to see you.



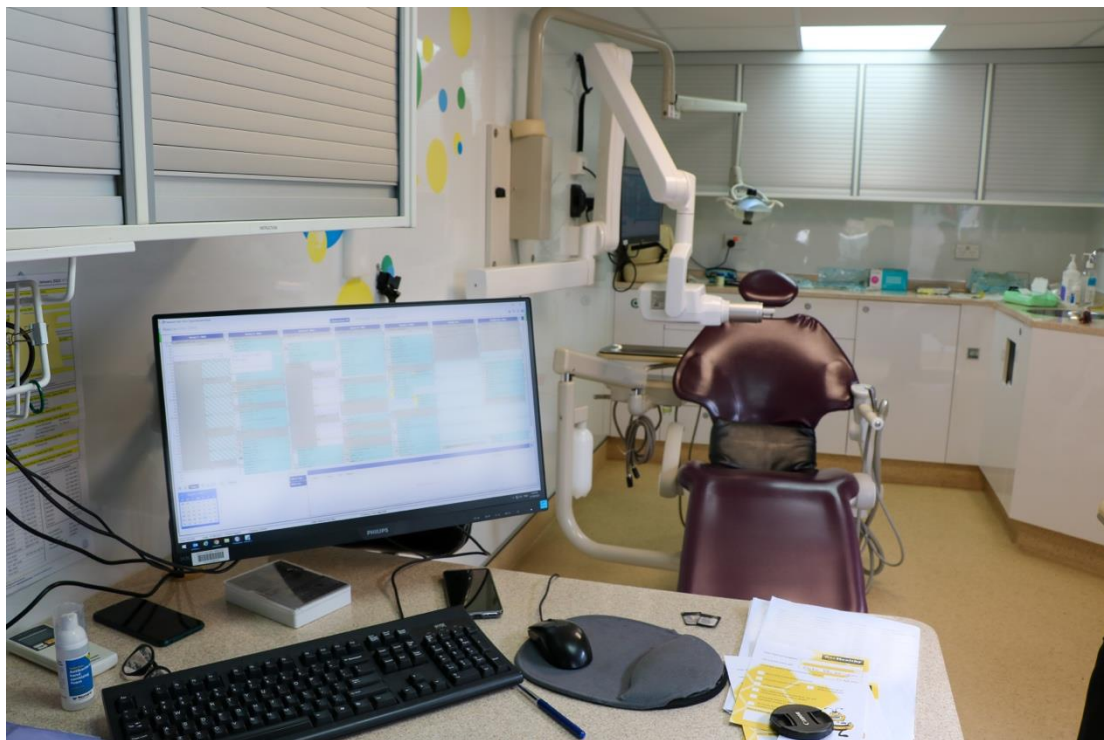
I will sit in the fold out chair to wait my turn.



I will be sitting inside the van.
I will be able to see the dental chair.



I will be able to see out the front window of the van.



I will also be able to see the computer.



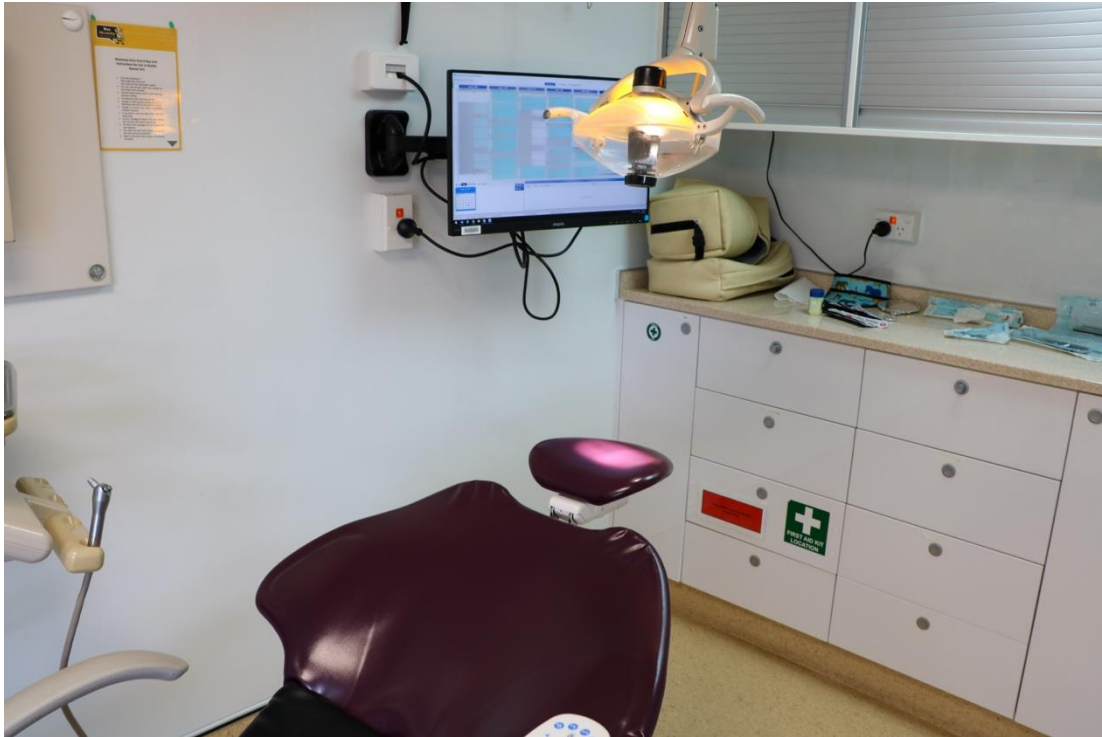
When it is my turn, I will sit down on the dental chair.



I can wear some sunglasses to protect my eyes from the bright lights.



When I am ready the therapist will lay the chair back so I am lying down.



There will be a bright light above my face.
This helps the therapist to see my teeth.



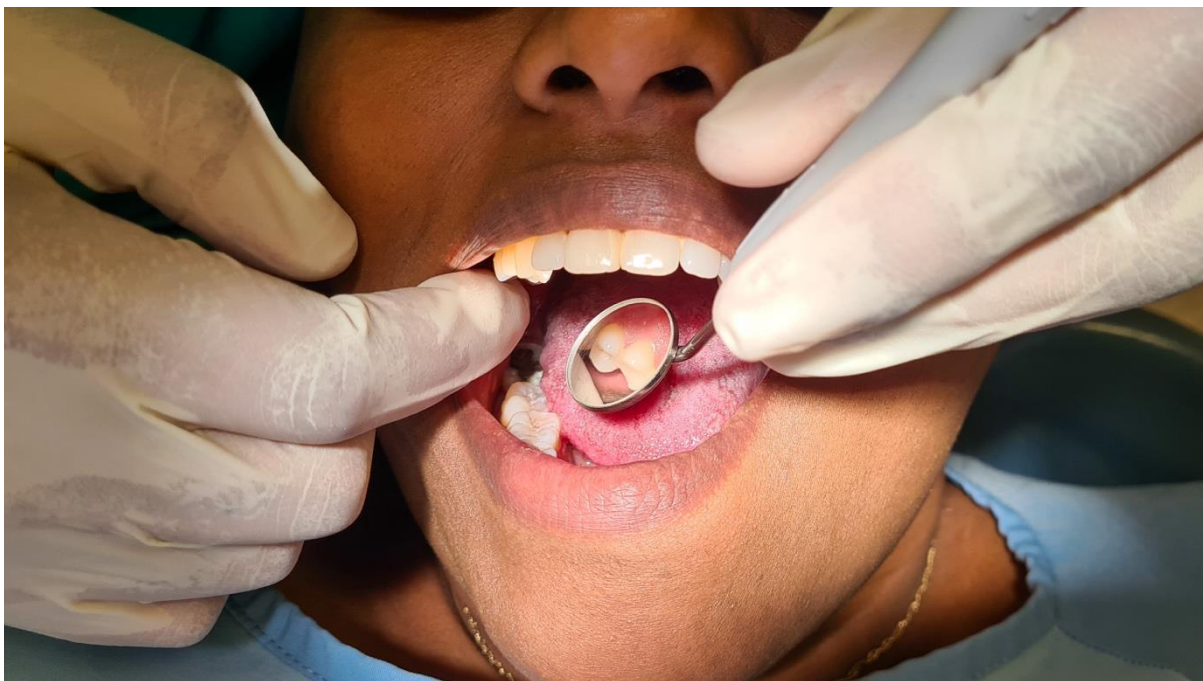
There is a metal tray with tools attached to the dental chair.



The therapist will use a mirror, probe, and tweezers to check my teeth.



The therapist might put a cotton roll in my mouth with the tweezers.
The cotton roll is soft and might feel a bit dry.



The mirror is used to look around my mouth at all of my teeth.



The probe is used to gently feel how strong my teeth are.



The therapist might use this tool to blow air on my teeth.
This dries my teeth so they can see them better.



The dental therapist might take a picture of my teeth called an x-ray.
They will use this machine to take the picture.



I will put this plastic piece in my mouth to get a good picture of my teeth.



The plastic piece sits inside my mouth and I bite down on it.



The camera will take the x-ray of my teeth.
I need to sit very still while the therapist takes the photo.



The therapist might paint some fluoride varnish on my teeth using a small paint brush.



The brush is soft.
The fluoride varnish tastes sweet and feels a bit sticky.
This protects my teeth and makes them strong.

Dear Parent/Caregiver:

had a dental check with
Bee Healthy Regional Dental Service today.

☐ No further treatment is required

☐ If your child requires
further treatment, you will
be contacted by Bee Healthy
in the next 3 weeks.
If you wish to contact us in the meantime,
please dial 0800 TALK TEETH (825 583)



The cartoon bee character is yellow with a black stripe on its abdomen, wearing a white polo shirt with a 'Bee Healthy' logo. It is holding a blue toothbrush and brushing its teeth.



My appointment has finished. I can sit up and choose a sticker!
I might get a letter to take home to my parents.
It tells them what my teeth look like and when my next visit will be.

Other social stories available:

- Mobile Dental Van – standard
- Mobile dental van – simplified
- Selby dental hub - standard

<https://www.beehealthy.org.nz/resources/>



Youtube videos:

There are also a variety of YouTube videos explaining a dental visit, dental treatments, and common oral health concerns:

<https://www.youtube.com/@BeeHealthyDentalService/videos>

