



# My Visit to the Dental Hub

*Large Hubs*

Standard Story



I have arrived at the Bee Healthy Dental Hub for my appointment to get my teeth checked to see if they are healthy.



I will tell the person at the desk that I have arrived for my appointment.  
If there is nobody at the desk, I can ring the bell.




I will wait in the waiting room until the dental therapist comes to get me for my appointment.

I can ask for the TV to be turned on, or turned off if it is too loud.



The oral health therapist will come and get me from the waiting room.  
They are very friendly & happy to see you.  
They might be wearing a colourful gown, mask, a visor and gloves.  
This is to keep everything clean.



I will walk down this corridor to the dental room.





I will arrive at the dental room.



I will sit down on the big blue dental chair.





There are sunglasses I can wear to protect my eyes from the bright lights.



There is a metal tray with tools attached to the dental chair.  
This is for the staff to place tools on.



There is a bright light above my head to help the dental therapist see my teeth.



The TV will be on the ceiling for me to watch during my appointment.  
I can ask for it to be turned on or off.



When I am ready, the therapist will lay the chair back so I am lying down.

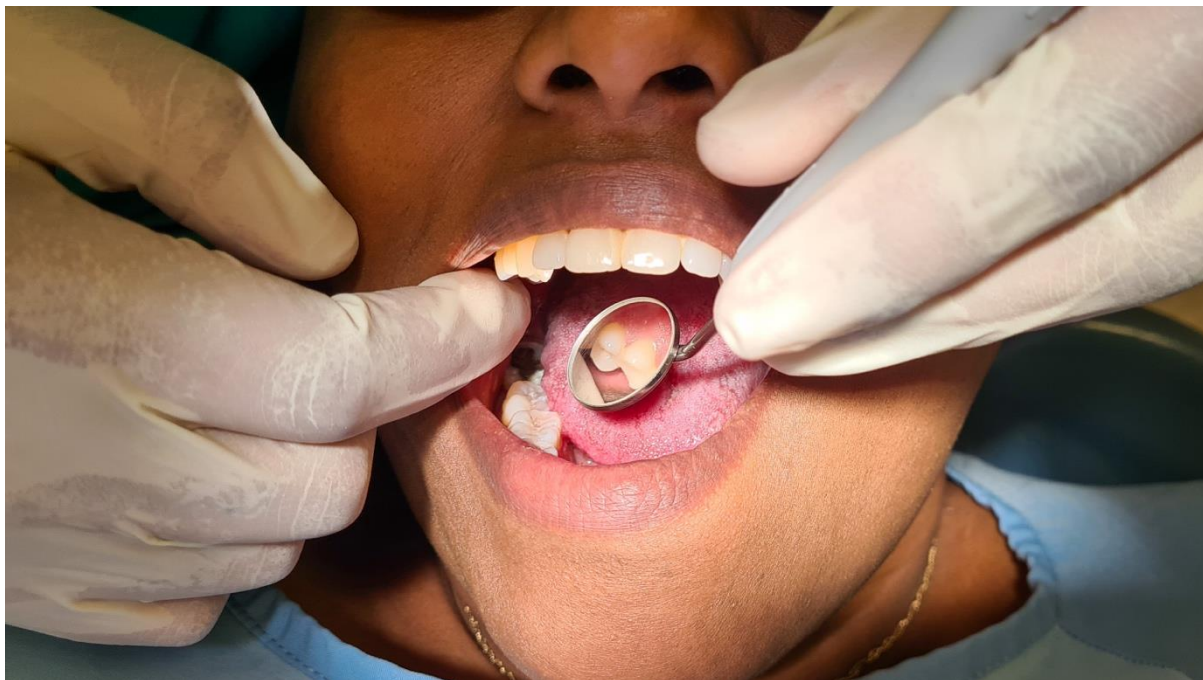


The therapist will use a mirror, probe, and tweezers to check my teeth.





The therapist might put a cotton roll in my mouth with the tweezers.  
The cotton roll is soft and might feel dry.



The mirror is used to look around my mouth at all of my teeth.



The probe is used to gently feel how strong my teeth are.



The therapist might use this tool to blow air on my teeth.  
This dries my teeth so they can see them better.



The therapist might take a picture of my teeth called an x-ray.  
They will use this machine to take the picture.



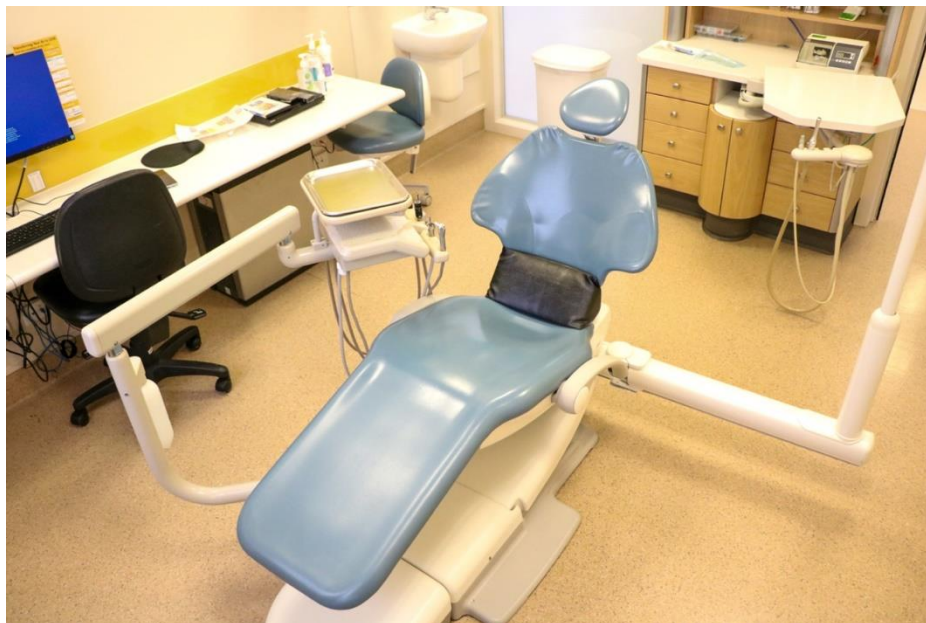


The therapist might paint some fluoride varnish on my teeth using a small paint brush.






The paint brush is soft.  
The fluoride varnish tastes sweet and feels a bit sticky.  
This protects my teeth and makes them strong.



Great job!  
My appointment has finished.





Dear Parent/Caregiver:

had a dental check with

At the Bee Healthy Regional Dental Service on:


☐ No further treatment is required
 ☐ Scale (removal of tartar) completed

☐ Fluoride Varnish applied
 ☐ X-Rays were taken

☐ Your child requires treatment, we will contact you in the next 3 weeks
 ☐ A transfer letter to Adolescent Services has been mailed to your home address

☐ An Orthodontist/Dentist letter has been mailed to your home address

Special Message



I can sit up and get a sticker.

If I came by myself, I will get a letter to take home to my parents.  
It tells them what my teeth look like and when my next visit will be.

### Other social stories available:

- Mobile Dental Van – standard
- Mobile dental van – simplified
- Hub - simplified

<https://www.beehealthy.org.nz/resources/>



### Youtube videos:

There are also a variety of YouTube videos explaining a dental visit, dental treatments, and common oral health concerns:

<https://www.youtube.com/@BeeHealthyDentalService/videos>

