



# My Visit to the Dental Hub

*Selby House*

Standard Story



I have arrived at the Bee Healthy Dental Hub for my appointment.



I will enter through the front door.



I will tell the reception staff that I have arrived for my appointment.




I will wait in the waiting room until the dental therapist comes to get me for my appointment.




I can ask for the TV to be turned on,  
Or turned off if it is too loud.





The oral health therapist will come and get me from the waiting room.  
They might be wearing a colourful gown, mask, a visor, and gloves.



I will walk to my dental room.





The dental room I'm going to might be upstairs or downstairs. If it is upstairs I will walk up the stairs with the staff.



I will arrive at the dental room.



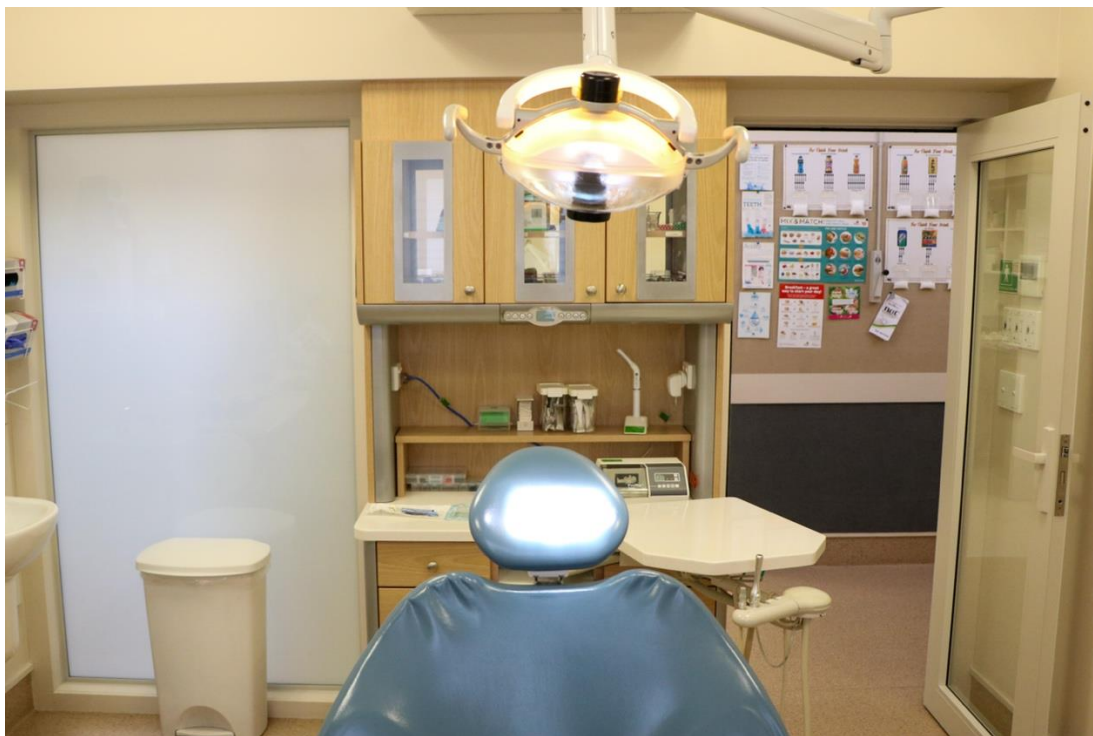
I will sit down in the big blue dental chair.



There are sunglasses I can wear to protect my eyes from the bright lights.



There is a metal tray with tools attached to the dental chair.



There is a bright light above my head to help the therapist see my teeth.

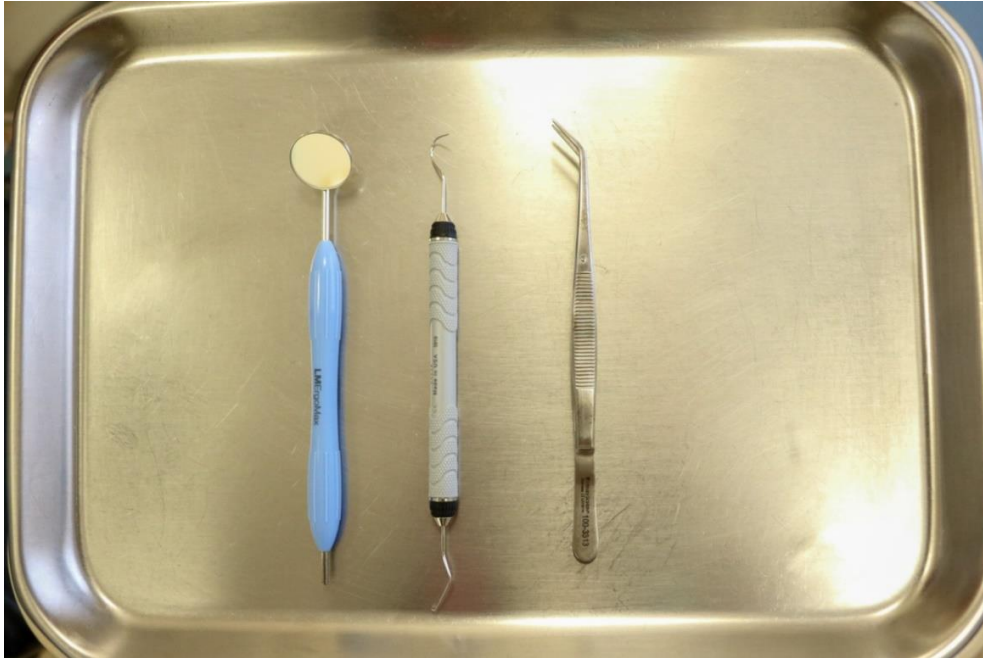




There is a TV on the ceiling. I can ask for it to be turned on so I can watch a show during my appointment.  
If I don't want it on I can ask for it to be turned off.



When I am ready, the therapist will lay the chair back so I am lying down.



The therapist will use a mirror, probe, and tweezers to check my teeth.



The therapist might put a cotton roll in my mouth with the tweezers.

The cotton roll is soft and feels a bit dry.



The mirror is used to look around my mouth at all of my teeth.



The probe is used to gently feel my teeth to see how healthy they are.





The therapist might use this tool to blow air on my teeth. This helps them to see my teeth better.



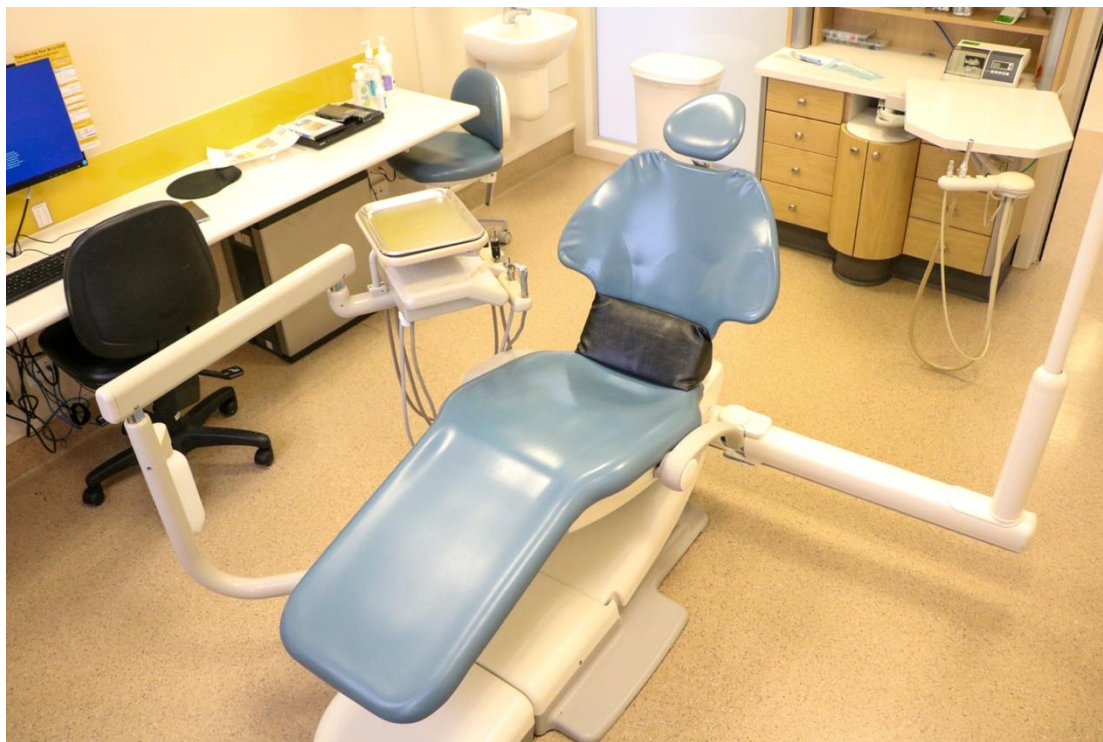
The therapist might take a picture of my teeth called an x-ray.  
They will use this machine to take the picture.



The therapist might paint some fluoride varnish on my teeth using a small paint brush.



The fluoride varnish tastes sweet and feels a bit sticky.  
This protects my teeth and makes them strong.



My appointment has finished. I can sit up.





I can choose a sticker and go home!



### Other social stories available:

- Mobile Dental Van - Standard
- Mobile Dental Van - Simplified
- Selby Dental Hub - Simplified

<https://www.beehealthy.org.nz/resources/>



### Youtube videos:

There are also a variety of YouTube videos explaining a dental visit, dental treatments, and common oral health concerns:

<https://www.youtube.com/@BeeHealthyDentalService/videos>

